




♥ Threads of Hope Sewing Kit

Cut & pink 1 piece of smooth outdoor fabric or duck cloth

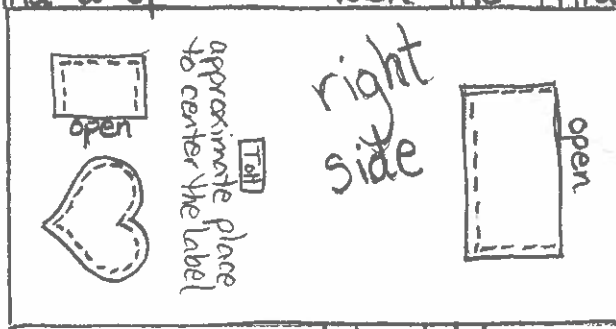
Fold ends 1" and stitch



Use pinking shears to cut shapes from fleece or felt for pockets/pins. Find center by folding stitched ends to meet with a small gap then place & pin shapes. Find a spot to attach the Threads of Hope label.




folded view



opened to stitch

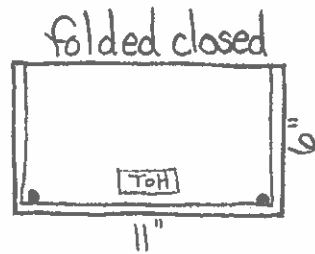
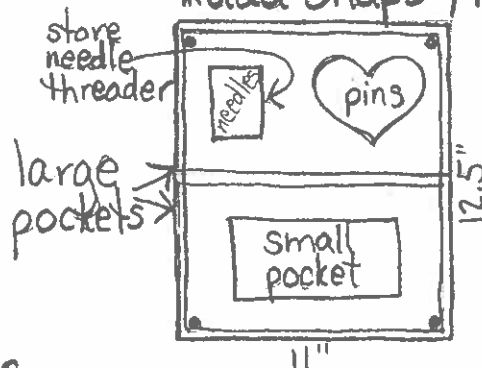
Pin shapes & stitch, making note of open ends for pocket storage.

After stitching fleece/felt shapes, fold right sides together to meet with a small gap then pin & stitch sides $5/8$ "
 *be sure to backstitch the edges to reinforce the large pockets



Turn right side out & pin edges to top stitch the perimeter $1/2$ "
 *add snaps / ribbon to keep folded

- Include: fabric, pins, needles, needle threader, scissors, thread, thimble, seam ripper, tape measure, safety pins
 extras: ribbons/trims, buttons, elastic, velcro, embroidery floss, how-to pics...



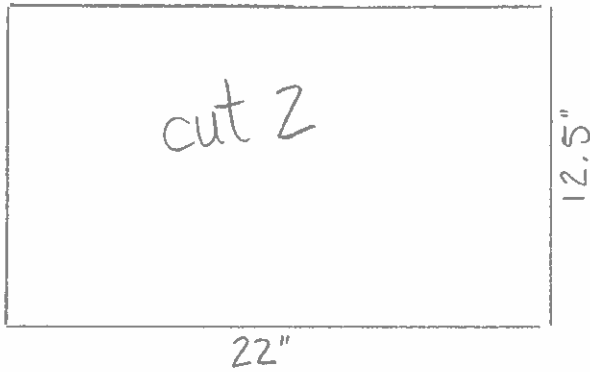
♥ custom sized for Operation Christmas Child shoeboxes

♥ Pray for the child blessed to receive your kit

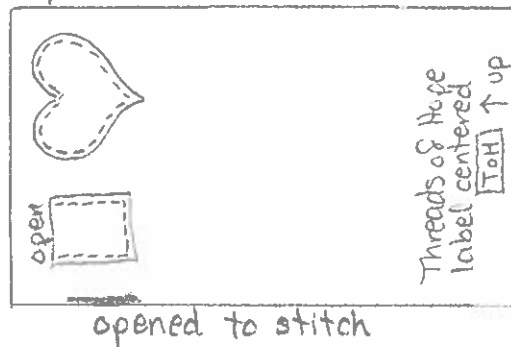

♡ Another Threads of Hope Sewing Kit ♡

Cut + pink 2 pieces of home decor or heavyweight cotton fabric.

Pin right sides together and stitch $\frac{5}{8}$ " around the perimeter leaving a < 3 " gap




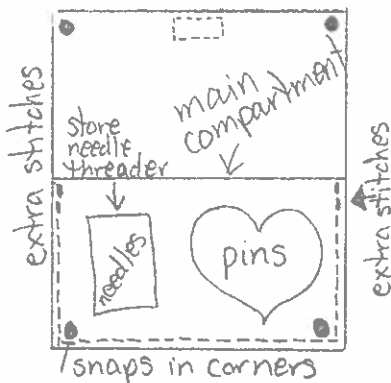
After flipping right sides out, use pinking shears to cut shapes from fleece or felt for pockets/pins. Fold bottom third (w/ $\frac{1}{3}$ " gap) up to place + pin shapes. Add the Threads of Hope Label.



Pin shapes + stitch, making note of open ends for pocket storage.

- ♡ cut an extra shape to store safety pins
- ♡ add a small drawstring pouch to store items

After stitching fleece/felt shapes, fold bottom third to create the main storage compartment. Pin in place and stitch $< \frac{1}{2}$ " as pictured. Be sure to add extra stitches to reinforce. Add snaps.



Include: fabric, pins, needles, needle threader, scissors, thread, thimble, seam ripper, tape measure, safety pins

extras: ribbons/trims, buttons, elastic, velcro, embroidery floss, how-to pics...

♡ Pray for the child blessed to receive your kit

1 2 3 4 5 6 7 8 9 10 11 12 13

$1\frac{1}{8}$ DRITZ YARDSTICK No. 742 $1\frac{1}{4}$ SCOVILL



1 2 3 4 5 6 7 8

MADE IN U.S.A. $1\frac{1}{8}$ DRITZ YARDSTICK No. 742



OPEN

OPEN



